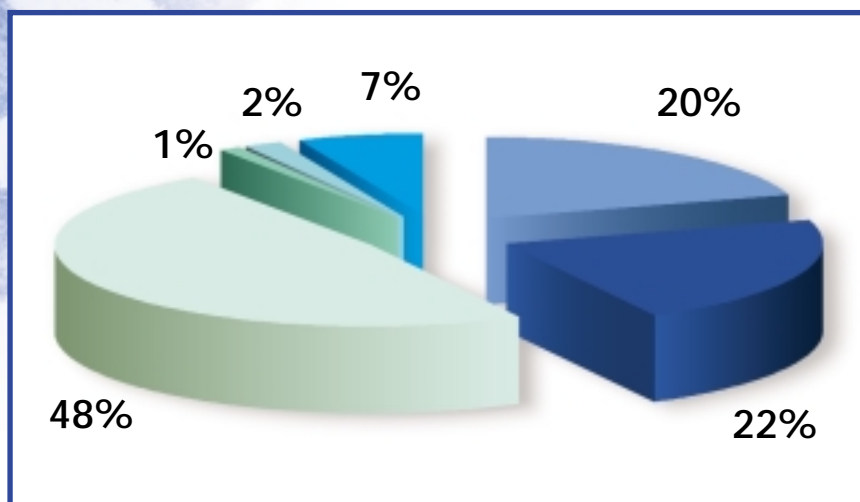
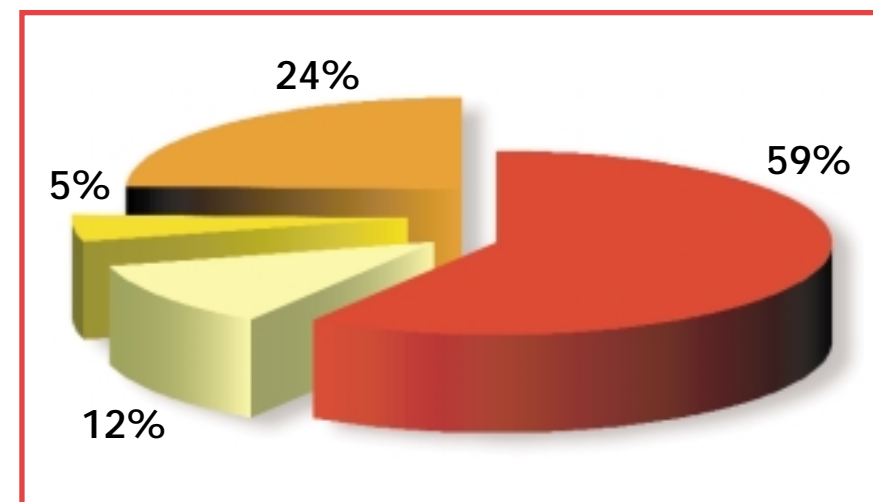


Visitatori Infosecurity Italia 2002 Tot. 3257



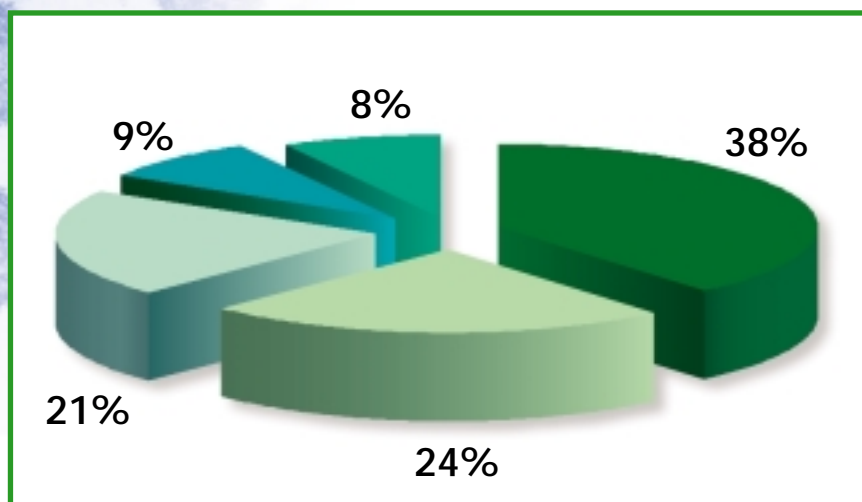
- Operatori con invito clientela 48%
- Visitatori con tessera Onore 1%
- Relatori convegni 2%
- Stampa 7%
- Operatori ingresso intero 20%
- Operatori in ingresso ridotto 22%

Job functions visitatori Infosecurity 2002



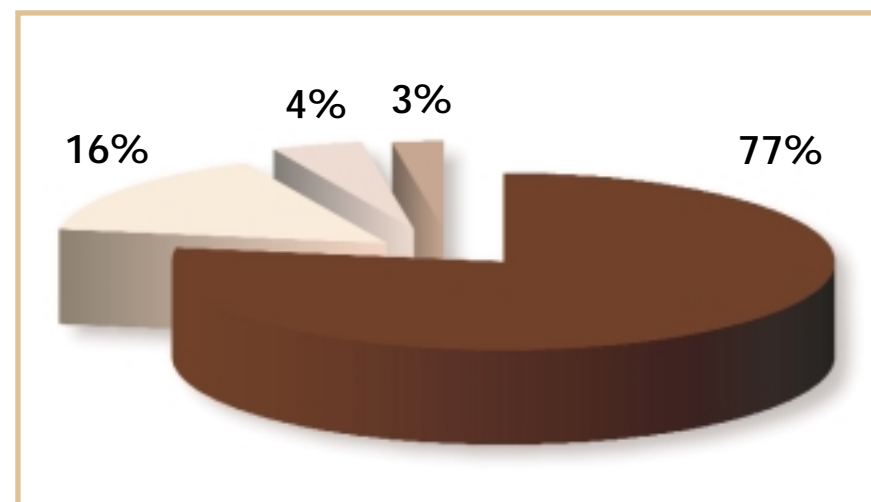
- Altro 12%
- Marketing 5%
- Area non indicata 24%
- Area sicurezza/it 59%

Come sono venuto a conoscenza di Infosecurity Italia 2002



● Pubblicità	24%
● Mailing	21%
● Non indicato	9%
● Altro	8%
● www.infosecurity.it	38%

Provenienza geografica dei visitatori Infosecurity Italia 2002



○ Centro	16%
○ Sud	4%
○ Estero	3%
● Nord	77%